



# **PMI-OC 2009 Member Survey**

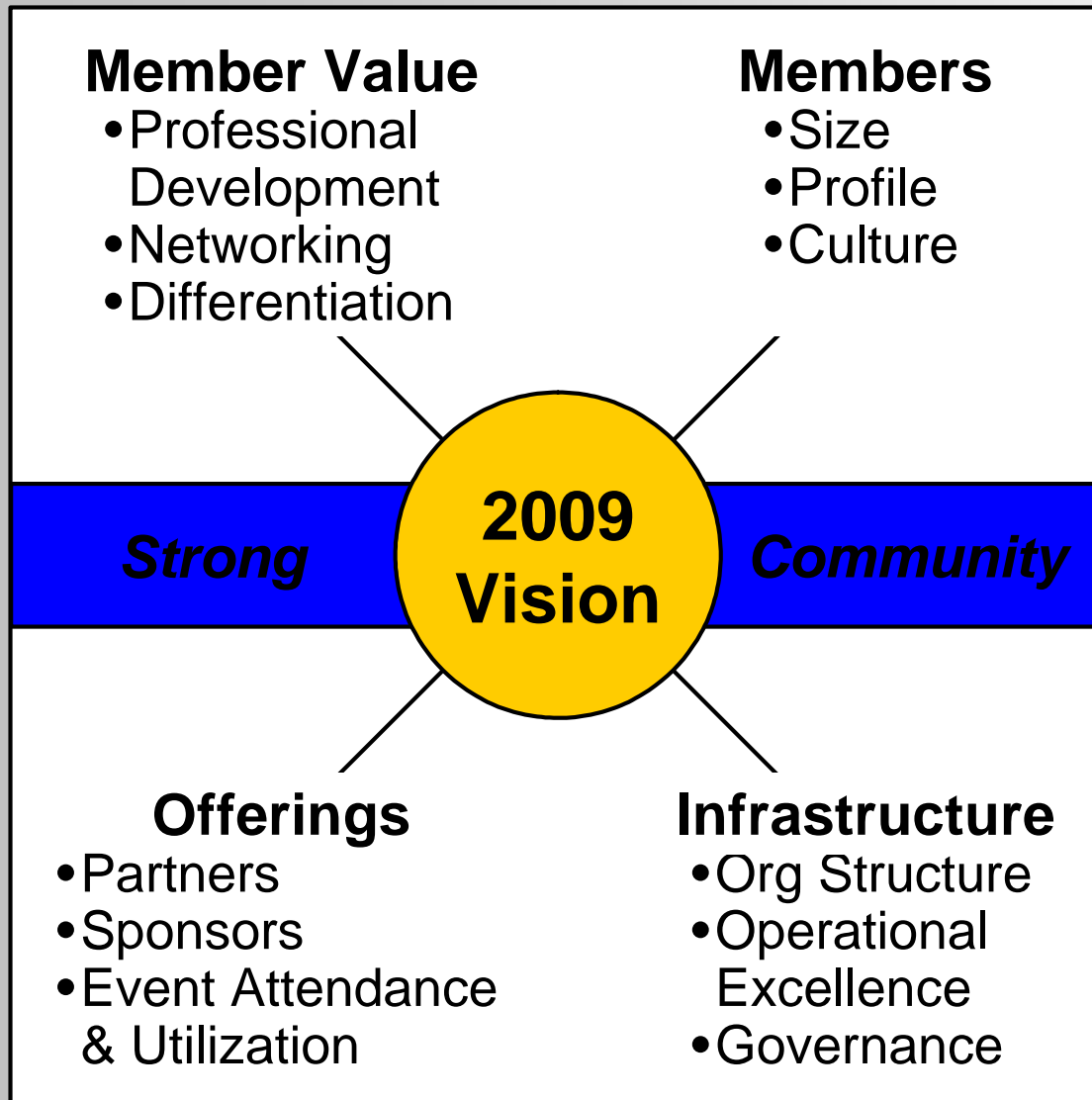
December 1, 2009

# Purpose Statement

---

Providing Members Quality  
Professional Development and  
Networking Opportunities

# Strategic Vision



## Objectives:

- Differentiated Member Value
- Operational Effectiveness

# Demographics

2009 2008  
 Members Polled: 1569 1575 22%  
 Responses: 347 350 22%

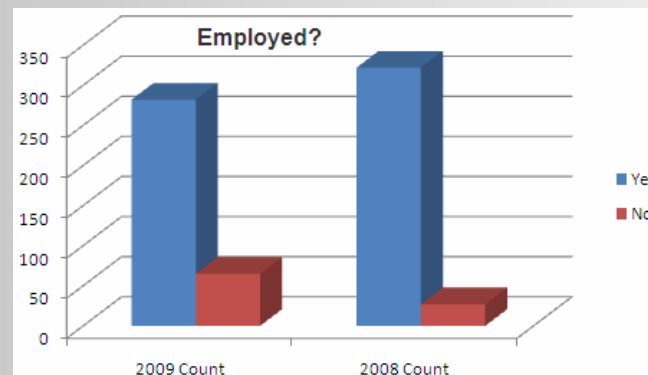
## PM Experience

Years	2009	2008
< 5	28	38
<10	75	80
<15	77	106
<20	61	56
<25	62	42
25+	45	28

## Total Work Experience

Years	2009	2008
< 5	0	2
<10	11	15
<15	31	40
<20	48	61
<25	70	71
25+	188	161

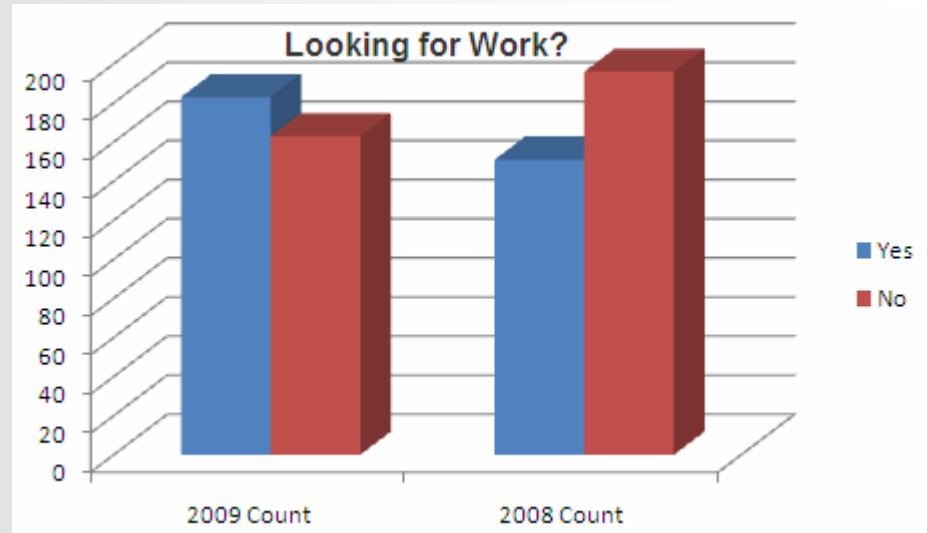
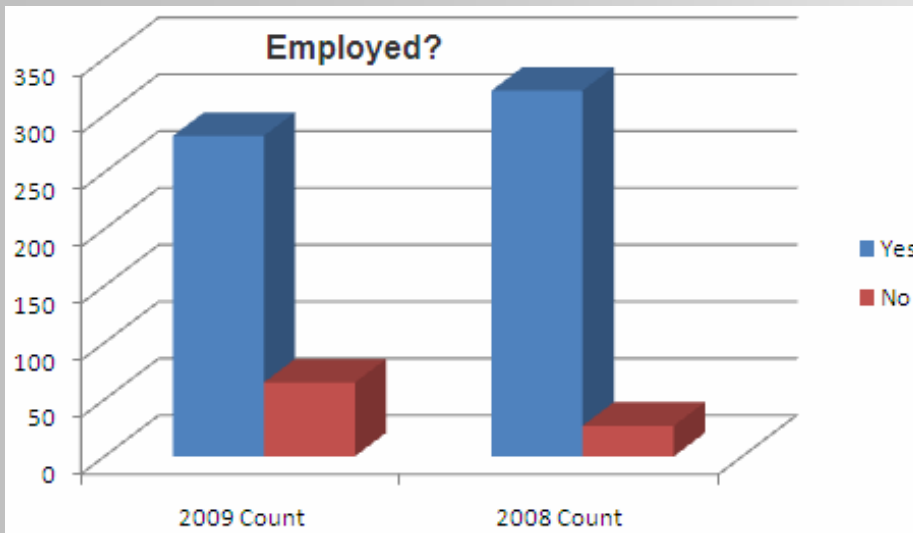
Job Description	2009	2008
Project/IT/PMO Manager	43.4%	44.0%
Program Manager	12.9%	14.9%
Project/IT Lead or Supervisor	9.5%	9.7%
Business/Systems Analyst	4.9%	3.7%
Consultant	10.6%	8.0%
Director/Executive Management	9.8%	12.9%
Other (please specify)	8.9%	6.9%



Certification	Cnt
CAPM	3
PMP	155
PgMP	0



# Demographics

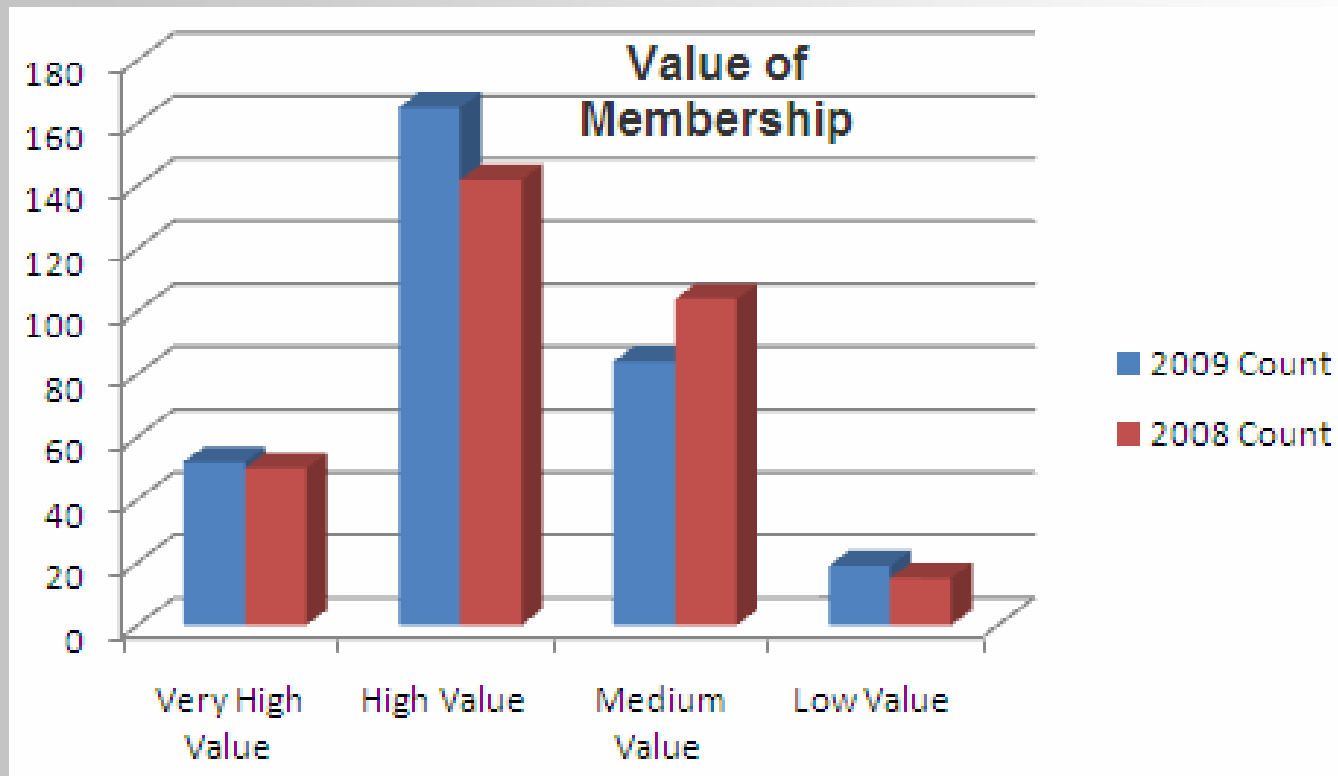


<b><u>Certification</u></b>	<b><u>2009</u></b>	<b><u>2008</u></b>
CAPM	1	3
PMP	177	155
PgMP	2	0
PMI-SP	1	--
PMI-RMP	0	--



# Value of Membership

## Overall Value Up



# 2009 Needs vs. Receives

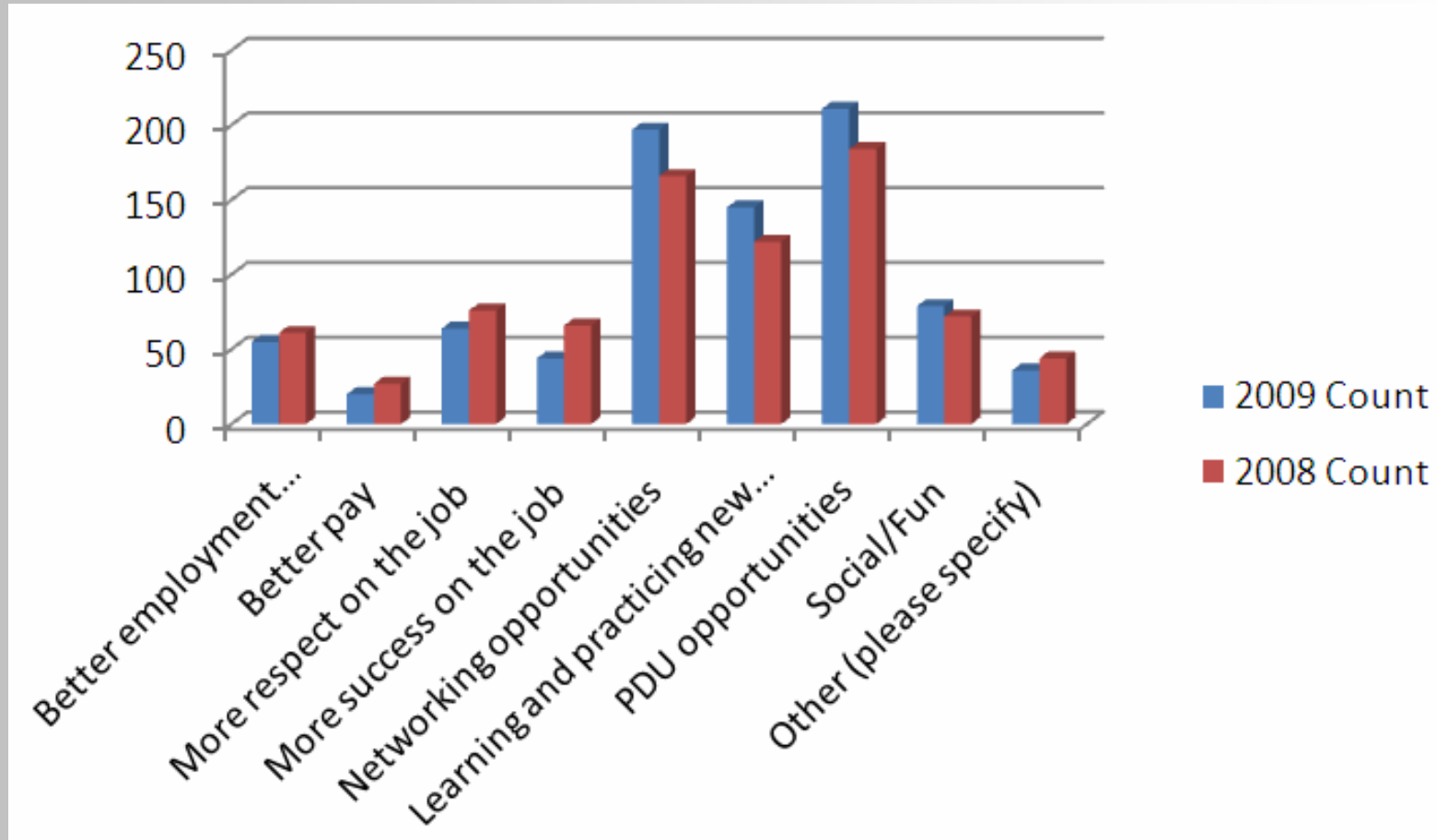
## Needs

<b>2009 Answers</b>	<b>1</b>	<b>2</b>	<b>3</b>	<b>4</b>	<b>5</b>	<b>6</b>	<b>7</b>	<b>8</b>	<b>9</b>
Networking	76	39	39	31	32	21	16	18	6
Professional Development/Training	59	77	42	38	22	11	13	7	3
Certification	48	33	39	23	12	26	18	29	40
PDU's / Certification Retention	46	45	46	41	28	20	19	17	19
Career Management Support	6	14	26	44	57	51	35	23	9
Employment Opportunities	19	29	30	37	41	47	28	32	21
Knowledge Sharing	20	30	39	40	44	36	54	19	4
Mentoring	9	12	18	15	33	47	54	83	13
Social/Fun	13	10	18	19	14	17	24	35	139

## Receives

<b>Membership Need</b>	<b>Exceeding Expectations</b>	<b>Meeting Expectations</b>	<b>Partially Meeting Expectations</b>	<b>Not Meeting Expectations</b>	<b>N/A</b>
Networking	30	150	65	16	59
Professional Development/Training	32	169	60	14	45
Certification	30	155	36	8	91
PDU's/Certification Retention	36	171	41	14	58
Career Management Support	6	123	70	36	85
Employment Opportunities	6	90	77	58	89
Knowledge Sharing/Learning	16	160	74	21	49
Mentoring	5	92	65	47	111
Social/Fun	21	122	53	17	107

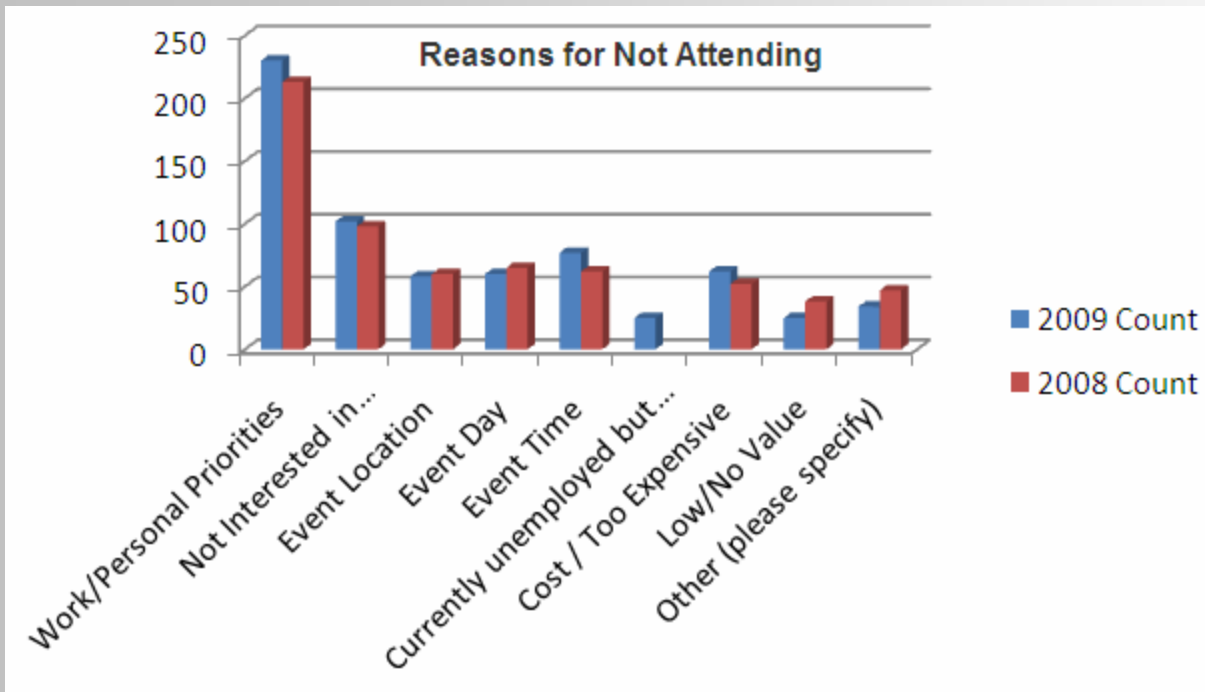
# Benefits Received



# Events

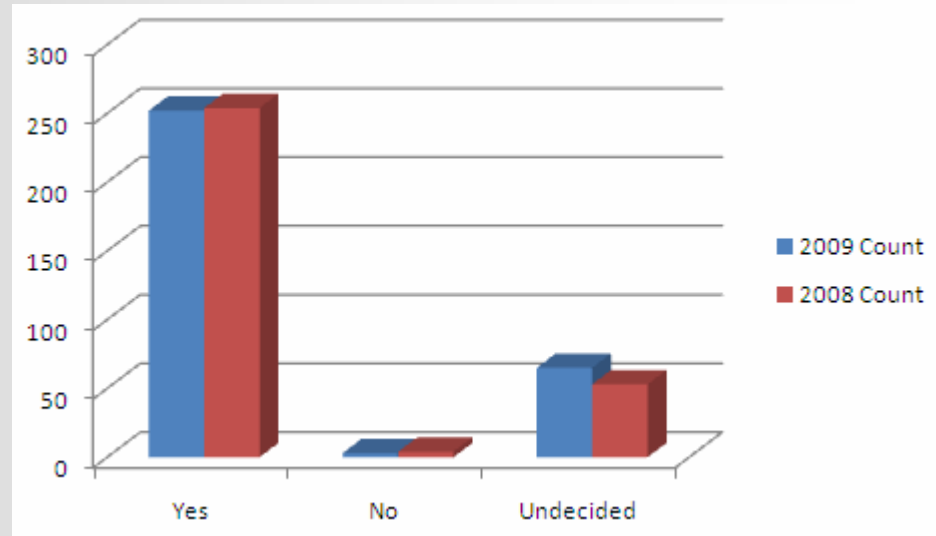
## Topic Preference

Answer Options	Percent
Project Management related	86.2%
Related to your work Industry	37.7%
Emerging Technologies	55.7%
Soft skills (Leadership, Communications, etc.)	59.0%
Career related (Interviewing, Networking, etc.)	37.0%
Other (please specify)	6.9%



# Membership Plans

## Plan to Renew?



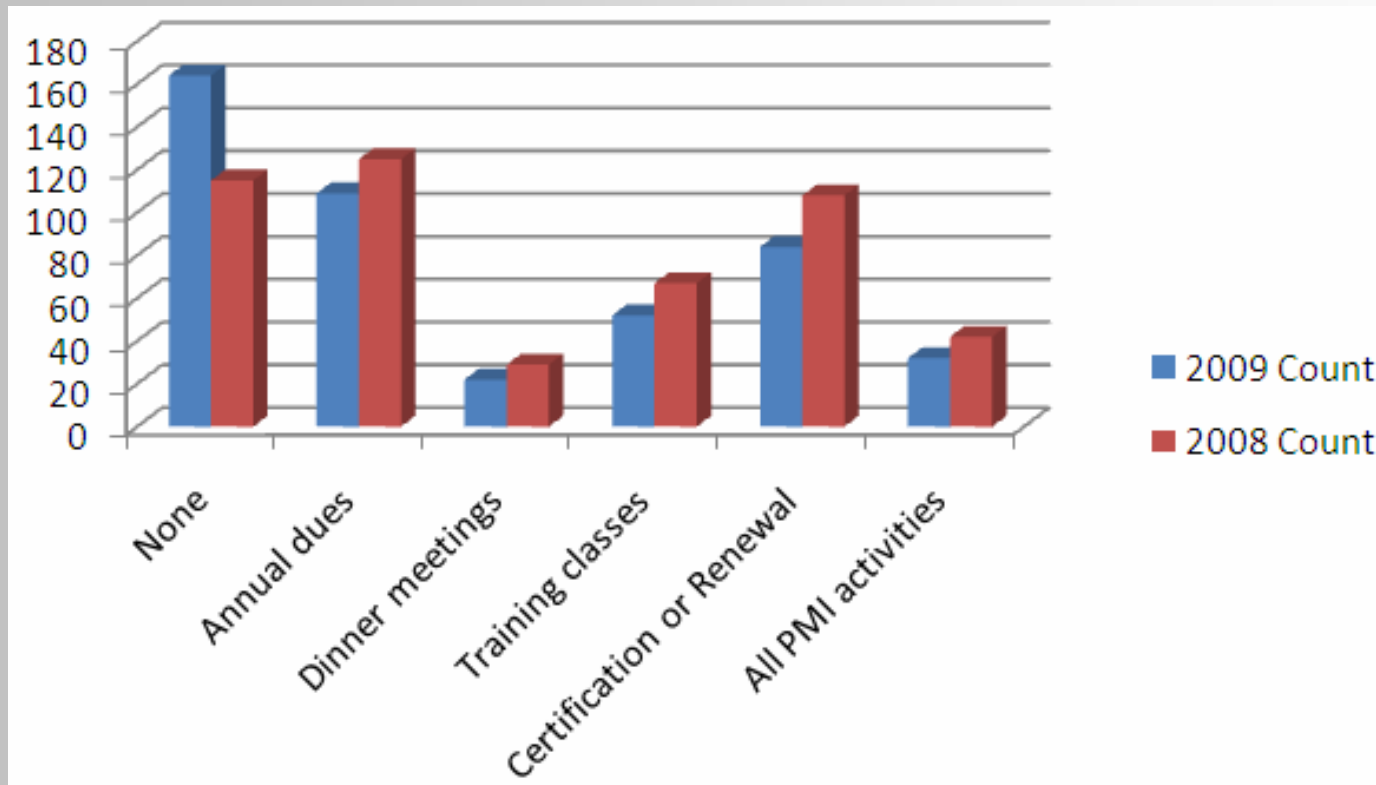
## Why Not?

<b>Undecided to Renew</b>	<b>2009</b>	<b>2008</b>
PMI membership dues are too costly	11.6%	8.6%
PMI-OC chapter dues are too costly	11.6%	9.5%
I have or will be moving or relocating	5.4%	3.8%
I have changed professions	0.9%	0.0%
Currently unemployed but plan to rejoin when I get a job	8.9%	
I did not receive enough value	32.1%	28.6%
Not Applicable, I plan on renewing my membership	38.4%	43.8%
Other (please specify)	17.9%	21.9%



# Company Support

Does your employer support PMI by reimbursing dues and fees?



# Thank You!

---

To our members we say, “Thank you!”

The Board of Directors knows that you have choices and we are glad that you continue to select PMI-OC for your career, networking and educational needs.

